

Visiting the Zoo's Amazonia Exhibit

National Zoo Social Narrative: Amazonia



Smithsonian
National Zoological Park
Conservation Biology Institute



There are many animals to visit at the **Zoo**.
Today, I am going to visit the Amazonia exhibit.



As I walk to the Amazonia exhibit, I may pass the **Kids' Farm**. As I walk by, I may see hogs, alpacas, and cows. I may notice a smell as I walk by these yards.



I know I have arrived at **Amazonia** when I see double doors and a sign that says “AMAZONIA.”



I may see signs that tell me how to be **safe** when visiting Amazonia. I will be safe and the animals will be safe, too.



I may see a **volunteer** in a red shirt. The volunteer can tell me more about the animals and may have objects for me to touch. If they tell me it's okay, I can touch the objects if I want to.



Inside of Amazonia, I may see many different types of animals, like **birds**, **fish**, **frogs**, and **coral**.



Some animals, like these **spoonbills**, roam freely throughout the exhibit. This is ok—they will stay safe, and so will I. It is important that I do not try to touch them.



When I go inside, I may smell a different scent.
I may see different kinds of **exhibits** – some that are open, others that are contained. I may see other people looking at the animals.



There are four different areas where I may see animals: the **Fish Pools**, the **Field Station**, the **Rainforest**, and the **Science Gallery**.



The first exhibit area I may see is the **Fish Pools**. Here, there are different aquarium exhibits where fish of all sizes and types live. I may see birds in this area, as well. It may be warm and humid in this part of Amazonia, and may have a different smell.




The first pool I will encounter is open, but is not for touching.
I should not try to reach my hands into the water.



Along the ceiling, I may see a sculpture of a **snake**. The snake is not real, and will not hurt me.



I may see a **mural** after I pass the big windows that look into the Pools. This mural includes many different animals that can be found in the Amazon rainforest in South America. Not all of those animals live at the Zoo, so I may not see them here today.



Next, I might visit the **Field Station**. As I enter the Field Station, I may see animals like eels, fish, spiders, and snakes. While these animals may be scary to me, they are behind glass and cannot hurt me. I am safe.



In the Field Station, I can learn about **electric eels**. I can touch a model eel, and it may vibrate but will not hurt me. I can also push buttons which might make clicking noises to show how some fish use electric pulses to better understand their environment.



Near the electric eel exhibit, I may see a flashing light if the eel is swimming around.




Near the electric fishes aquariums, I can push buttons which might make clicking noises to show how some fish use electricity to sense their environment.

I might also see a model electric eel in the Field Station. It may vibrate when it touch it, but it will not hurt me.



After the Field Station, I may see a large sign with an elephant on it. This is a **special exhibit** that moves to different parts of the Zoo.



The next area I may encounter is the **Rainforest**. To get to the Rainforest, I can go up the stairs or use the elevator. If I do not want to go through the Rainforest, I can turn around and walk back to where I came in and enter the fourth exhibit area, the Science Gallery, that way.



When I enter the Rainforest, I may see animals like **birds, monkeys, or tortoises**. The animals in the rainforest are allowed to roam free. I will not touch them, and I will stay safe.



In the Rainforest, I may hear water, animals, or people. It may be brighter, and have a different smell. There will be lots of plants. I will look, but not touch.



I may see special boxes, called **crates**, in the Rainforest. The animals can go inside to rest when they want to. Zookeepers train the animals to go into the crate. This is helpful if the animals need to be moved from one place to another.



As I walk through the Rainforest, there may be **water** on the ground.
I will be careful when walking.



When I exit the Rainforest, I will pass through two sets of **doors**. This is to make sure no animals follow me into the rest of the exhibit. I will be careful while exiting the Rainforest.




If I want to leave Amazonia after exiting the Rainforest, I can go out the **doors near the bug exhibit**. I can also continue downstairs to the Science Gallery.



I can also take a break in the **Amazonia Conference Room**, where I can sit and read books.



I may be able to take a break in the **Amazonia Conference Room** if the glass doors are open. Here, I can sit and read books.



To get to the **Science Gallery**, I can take the elevator or walk down the stairs. If I walk down the stairs, I may see a jaguar sculpture. It is not real, and will not hurt me.



In the Science Gallery, I can learn about animals like **frogs, salamanders, and coral**. I can pull up a stool and sit to watch the animals.



There are lots of **doors** in the Science Gallery. They are there so that zookeepers can go in and care for the animals. The doors are just for zookeepers, and I should not try to open them.



Near the **coral** exhibit, I can observe many different animals, including coral, shrimp, and fish. I can also touch a **brain coral skeleton**. It is rough.



There are lots of opportunities to **learn** in the Science Gallery. I can watch a video, sit at a desk and read a book, or look through microscopes.



When I am done in the Science Gallery, I can exit to the outside, or return to the entrance and revisit some of the other exhibit areas in Amazonia.

The Amazonia exhibit is full of many different and exciting animals!

