

# Visiting the Zoo's Reptile Discovery Center

National Zoo Social Narrative: Reptile Discovery Center



Smithsonian  
*National Zoological Park*  
*Conservation Biology Institute*



There are many animals to visit at the Zoo.  
Today, I am going to visit the Reptile Discovery Center.





I know I have arrived at the Reptile Discovery Center when I see a brick building and a large doorway with a sign that says



**Reptile House.**





Across from the entrance to the house I will see a statue of a frog.  
I may touch the frog statue if the weather is not too hot.  
I may see frogs inside the Reptile House.





When I go inside, I may smell a different scent. I may feel a little warm. I may see different kinds of **exhibits**. Inside, all of the animals are behind glass. I may see other people looking at the animals.





I may see photographs of the animals living in the building.  
I may see benches where I can sit to take a break.





I may see signs that tell me how to be safe when visiting the Reptile House. I will be safe and the animals will be safe, too.





Some of the exhibits may be empty.  
I may see signs that explain why they are empty.






**GABOON VIPER** *Bitis gabonica*  
VENOMOUS

**SURPRISE IN DISGUISE**

Mottled coloring and a leaf-shaped head help this viper blend into leaf litter on the forest floor. By the time a bird or small mammal spots one, it's already too late. This snake strikes with two-inch fangs—the longest of any snake.

**Habitat:** tropical rainforests

**Range:** central Africa



I may see yellow signs that explain what each animal is and where they live.





I may see some signs that I can interact with.  
And I may see some signs that have objects on them.  
I can touch these objects.





Some exhibits are small.  
These exhibits are for animals that are small.





Some exhibits are large. These exhibits are for animals that are large, like alligators and tortoises.





Some exhibits are full of water.  
These exhibits are for animals that spend more time in the water.





Some exhibits have only a little water.  
These exhibits are for animals that spend more time on land.





I may see a laboratory.  
If I look inside, I may see scientists studying salamanders.



I may see some animals moving slowly around their exhibits, like these turtles.





I may see some animals jumping around their exhibits,  
like this blue poison dart frog .



I may see some of the animals coiled and resting like this gaboon viper.





I may see special containers in some exhibits.  
These containers provide hiding places for the animals to rest.





I may see a volunteer in a red shirt. The volunteer can tell me more about the animals and may have objects for me to touch. If they tell me it's okay, I can touch the objects if I want to.





I may see a keeper give a talk about the animals.  
I may see some of the animals up-close, like a snake or skink.  
The keeper will tell me how to be safe around the animals.





I may see a barrier that lets me know not to go across it.  
I may see an exit sign that lets me know that I will be leaving the building.





Outside, I may see a large exhibit.  
This exhibit may have Aldabra tortoises in it.





Outside, I may see a pathway that leads me to an area behind the Reptile Discovery Center.





If I keep going along the path,  
I may see multiple areas to sit and take a break.





I may see outdoor animal exhibits.  
Some animals are behind glass, like the komodo dragon.  
Some animals are in an open exhibit, like the turtles.





I may see a butterfly garden with many types of flowers.  
I may see butterflies flying around the flowers.



The Reptile Discovery  
Center is full of many  
different and exciting  
animals!

I may see more animals in  
other exhibits around the  
Zoo.

