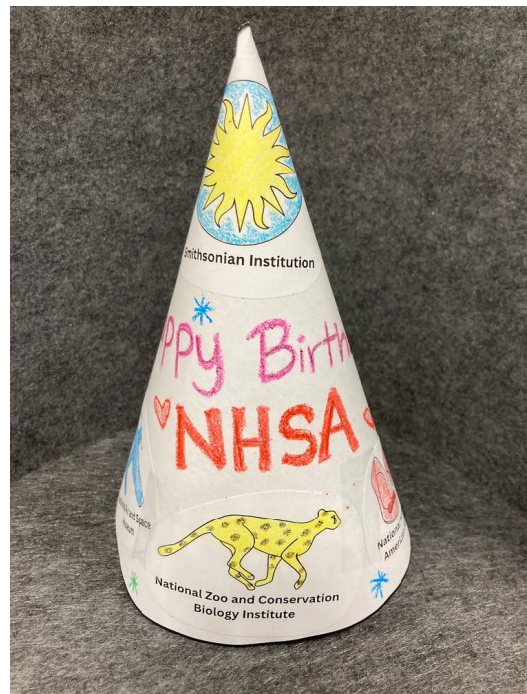



SMITHSONIAN-INSPIRED BIRTHDAY HAT

Make your own Smithsonian-inspired birthday hat to celebrate Head Start's birthday! Snap a picture with your hat and post it on social media using the hashtag #NHSAandZoo for a chance to be featured on the National Head Start Association's social media!



Materials:

- Birthday hat template (page 3)
- Scissors
- Glue or tape
- Hole punch
- String, yarn, ribbon
- Decorations
 - Crayons, markers, colored pencils for coloring
 - Printout of Smithsonian images (page 4)
 - Leaves, flowers, sticks and other natural materials

Step 1: Gather your materials

At the Smithsonian, we love to be creative and curious. As you decorate your hat, look around your house or go outside on a nature walk and collect leaves, flowers, and sticks. Use what you find to create fun texture rubbings on the outline paper or tape the objects to the hat. Or use the Smithsonian image printout that features objects from five different museums. The possibilities are endless!

Step 2: Decorate your hat

Add your decorations inside the hat outline first without cutting out the hat. (Tip: It is easier to tape, glue, and color on the flat piece of paper than on the constructed hat!)

Step 3: Cut out the hat

Now take your scissors and cut out the hat following the black lines.

Step 4: Tape or glue your hat



Roll the hat so that the two long ends meet and form a cone. Glue or tape one side of the hat to the other, using the gray line as a guide.

Step 5: Punch holes in the sides of the hat

Add two holes, one on each side of the hat, with a hole puncher. Take a piece of string, yarn, or ribbon and knot it around one hole. Repeat on the other side of the hat. Once both strings are secured, tie a bow under your chin or around your head so it stays in place as you move, dance, and sing along with NHTSA and the Smithsonian's National Zoo!

Step 6: Take a picture

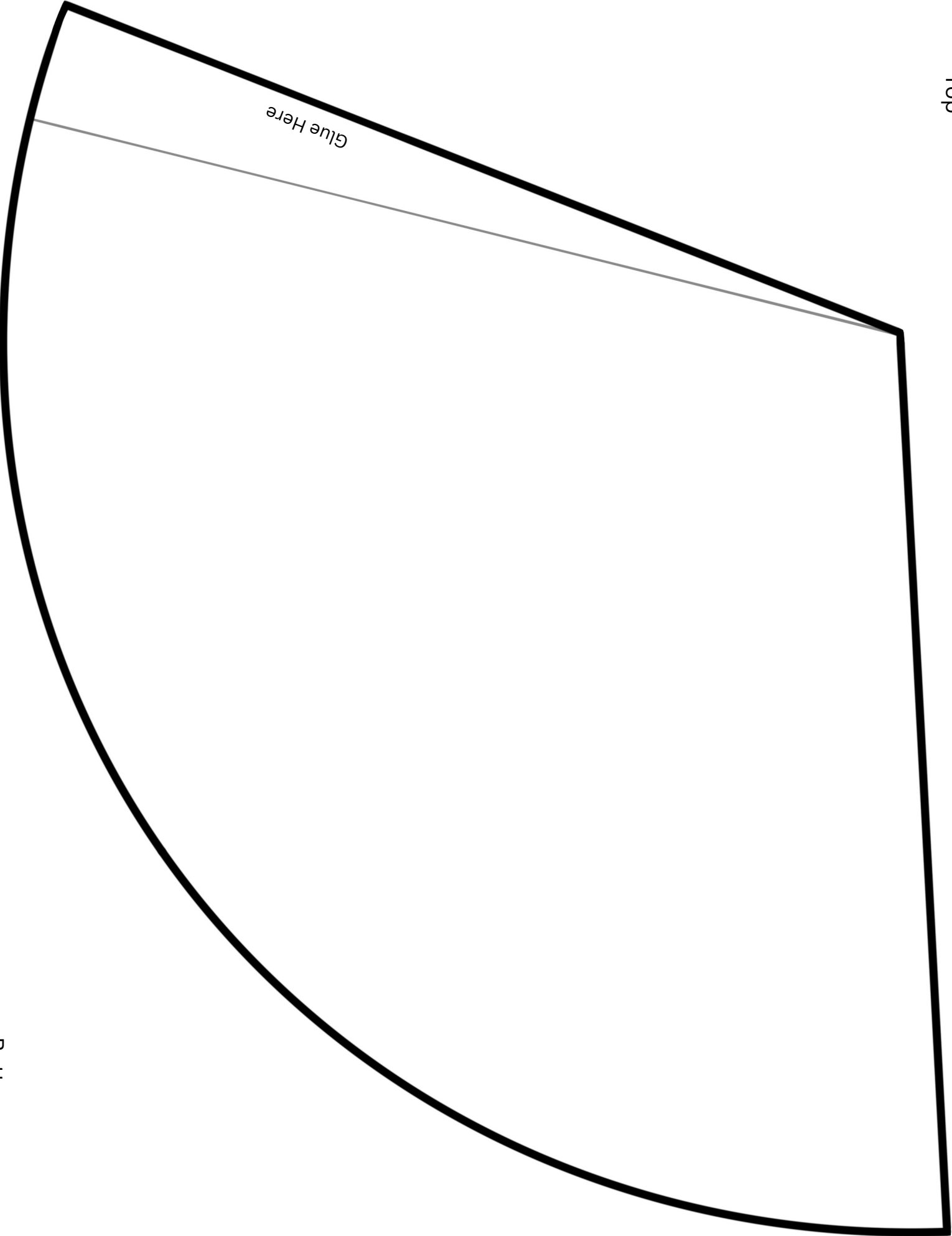
Show off your hat! Take a picture with your classmates, friends, or family and post it on social media using #NHTSAandZoo for a chance to be featured on the National Head Start Association's social media!




Top

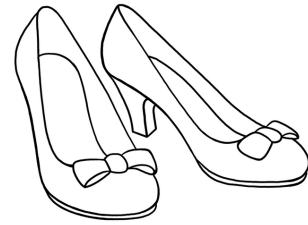
Glue Here

Bottom





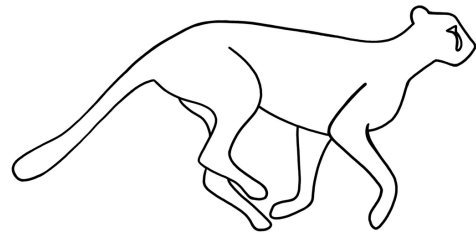
Smithsonian Institution



**National Museum of
American History**



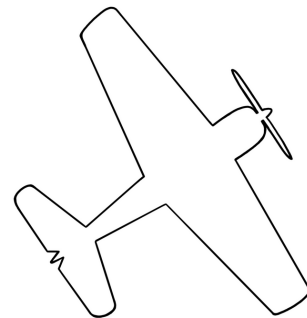
**Hirshhorn Museum and
Sculpture Garden**



**National Zoo and Conservation
Biology Institute**



National Portrait Gallery



**National Air and Space
Museum**

Get a **Head Start**
with the **Smithsonian**