

ZOO HIGHLIGHTS







UPPER ZOO

ASIA TRAIL 	CHEETAH CONSERVATION 
<i>Viewing from upper trail only</i> GIANT PANDA 	AMERICAN BISON 
The Bird House is closed for renovations 	ELEPHANT TRAILS 


VALLEY

AMERICAN TRAIL 	ANDEAN BEARS 
ELEPHANT OUTPOST 	<i>Amazonia is temporarily closed</i> 
BALD EAGLE 	KIDS' FARM 


LOWER ZOO

BENNETT'S WALLABY 	<i>Reptile Discovery Center is temporarily closed</i> 
<i>Small Mammal House is temporarily closed</i> 	THINK TANK 
GREAT APES O-LINE 	GREAT CATS 

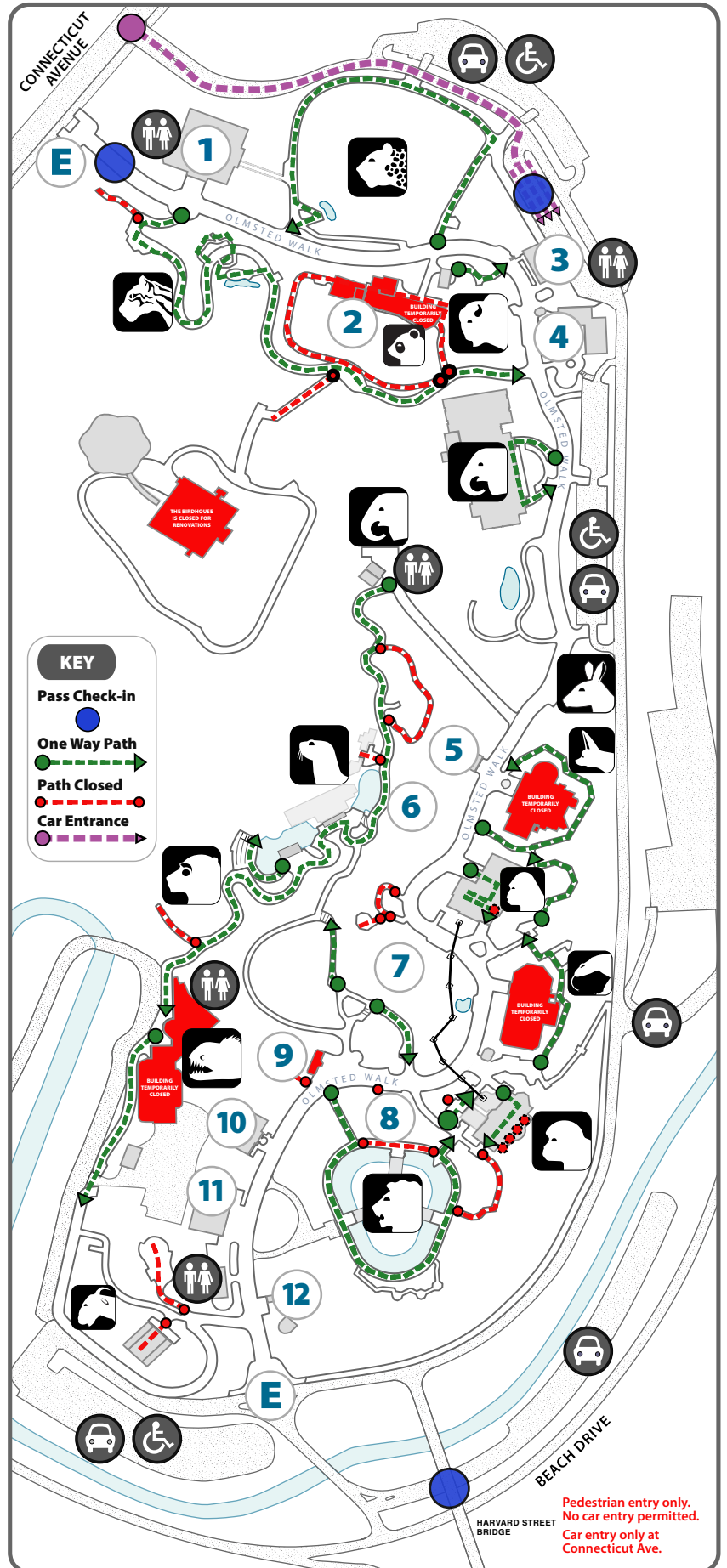
VISITOR GUIDE

- 1 VISITOR CENTER**    
- 2 ~~PANDA OVERLOOK CAFE~~** 
seasonal Temporarily Closed
- 3 BUS LOT**  
- 4 PANDA PLAZA**   
- 5 ~~HOT DOG DINER~~** Temporarily Closed 
seasonal
- 6 SEAL ROCK CAFE** 
seasonal
- 7 GREAT MEADOW** 
- 8 ~~CAROUSEL~~**  Temporarily Closed
- 9 ~~GREAT CATS GIFT SHOP~~**  Temporarily Closed
- 10 ZOO POLICE STATION** 
- 11 MANE GRILL** 
- CONSERVATION PAVILION** 
- ~~ME AND THE BEE~~** 
Playground sponsored by Land O'Lakes, Inc. Temporarily Closed
- 12 LION - TIGER HILL**  

KEY	restrooms 	E pedestrian entry
food & drink 	? information	
gift shop <i>Cart & Kiosk Sales</i> 	+ first aid & police	
shuttle stop <i>Service Suspended</i> 	\$ ATM	
parking 	 accessible parking	



SMITHSONIAN'S NATIONAL ZOO & CONSERVATION BIOLOGY INSTITUTE



Pedestrian entry only.
No car entry permitted.
Car entry only at Connecticut Ave.